

OpenPandora

Release 1
(Zaxxon)
Hotfix 5



Emulator Fact Sheets

by Yoshi

Version 0.7

Table of contents

Emulator	System	Page
Getting started		3
Dega	Sega Master System	4
DOSBox	IBM PC Compatible	5
FBA	Arcade	6
GnGeo	SNK Neo Geo	7
GnuBoy	Nintendo Game Boy Color	8
gpFCE	Nintendo NES	9
gpFCE GP2X	Nintendo NES	10
gpSP	Nintendo Game Boy Advance	11
Handy	Atari Lynx	12
HAtari	Atari ST	13
HuGo	NEC PC Engine / TG-16	14
MAME4ALL	Arcade	15
Mednafen _{NGP}	SNK Neo Geo Pocket Color	16
Mednafen _{PCE}	NEC PC Engine / TG-16 / CD	17
Mupen64plus	Nintendo 64	18
PanMAME	Arcade	19
PCSX ReARMed	Sony Playstation	20
PicoDrive	Sega Mega Drive / Genesis / CD / 32X	21
PocketSNES	Nintendo SNES	22
RACE	SNK Neo Geo Pocket Color	23
Snes9x4P	Nintendo SNES	24
Temper	NEC PC Engine / TG-16 / CD	25
UAE4ALL	Commodore Amiga	26
VICE	Commodore C64	27
Quick Reference		28

Getting started




Setup your SD Card (if you want to use Yoshi's Emulator Pack)

1.	If you already have a /pandora directory on your SD card, rename it to /pandora_orig . You can also merge selected directories manually instead.
2.	Copy the /pandora folder from <i>Yoshi's Pandora Emulator Pack</i> to the root directory of your SD card. All Pandora applications (.pnd) are in /pandora/apps by default.
3.	Copy the BIOS and ROM files according to the fact sheets. These files are not included in the emulator pack.

SD Card Directory Structure

/pandora	/appdata	Application, ROM and BIOS data
	/apps	Pandora applications appear on desktop and both menus
	/desktop	Pandora applications appear on desktop
	/menu	Pandora applications appear in application menu
	/mmenu	Pandora applications appear in mini menu
	/roms	Emulator ROM and BIOS data (alternative to /appdata)

Quit, kill and reset

		Quit running program
	Hold	Kill running program
	+ Power Off	Reset Pandora

Links

Wiki
http://pandorawiki.org
Forum
http://boards.openpandora.org
http://www.gp32x.com/board
App Store
http://apps.openpandora.org
http://repo.openpandora.org
File Archive
http://dl.openhandhelds.org/cgi-bin/pandora.cgi

Miscellaneous

Program log file	/tmp/pndrun_<EXECUTABLE>.out
Unmount 1st SD card	sudo umount /dev/mmcblk0p1
Unmount 2nd SD card	sudo umount /dev/mmcblk1p1
Unmount SD card by name	sudo umount /media/<VOL_LABEL>
Switch GUI (xfce4 or minimenu)	System -> Switch GUI
Show emulator documentation	Y (if available in mini menu)

Dega

1.16-5

Sega Master System



SD Card Files & Directories

PND	/pandora/apps/dega-1.16-5.pnd
Appdata	/pandora/appdata/dega
ROMs	/pandora/roms/sms
	/pandora/roms/gg

Emulator Buttons



Dega

START GG	START	L + 0-9	Load State n (0-9)
PAUSE MS	START	R + 0-9	Save State n (0-9)
1	X	Quit Game	
2	B	Quit Emulator	

DOSBox

0.74 SVN

IBM PC Compatible



SD Card Files & Directories

PND	/pandora/apps/Dosbox.pnd
Appdata	/pandora/appdata/dosbox
Games	/pandora/appdata/dosbox/games

Emulator Buttons



DOSBox



ALT + Enter	Toggle Fullscreen
CTRL + F10	Toggle Mouse
CTRL + F9	Quit Game

Move cursor / history	D-Pad ← → ↑ ↓
File name completion	Tab

Change directory	<code>cd warcraft</code>
Go back one directory	<code>cd ..</code>
List files and directories	<code>dir /w</code> or <code>dir /p</code>
List batch files	<code>dir *.bat</code>
List executable files	<code>dir *.exe</code> or <code>dir *.com</code>
Display HELP	<code>help</code>
Quit DOSBox	<code>exit</code>

DOSBox Pandora Wiki

<http://pandorawiki.org/DOSBox>

Arcade



SD Card Files & Directories

PND	/pandora/apps/fba.pnd
Appdata	/pandora/appdata/fba-dave18
ROMs	/pandora/appdata/fba-dave18/roms *

*) use FBA 0.2.97.24 compatible ROMs

Emulator Buttons



COIN	SELECT
START	START
1	A
2	X
3	B
4	Y
5	L
6	R

L + R + Y	Show FPS
L + R + SELECT	Service Mode
P	Pause Game
Q	Quit Game
2x START	Quit Emulator

SNK Neo Geo



SD Card Files & Directories

PND	/pandora/apps/gngeo_0.8.3.pnd
Appdata	/pandora/appdata/gngeo_pepone
BIOS	/pandora/appdata/gngeo_pepone/roms/neogeo.zip
ROMs	/pandora/appdata/gngeo_pepone/roms

Emulator Buttons



GnGeo

START	START
SELECT *	SELECT
A	X
B	B
C	A
D	Y

ESC or SPACE	Emulator Menu
----------------------------	---------------

*) or **COIN** in arcade mode

GnuBoy

1.0.5

Nintendo Game Boy Color




SD Card Files & Directories

PND	/pandora/apps/gnuboy.pnd
Appdata	/pandora/appdata/sdlgnuboy
ROMs	/pandora/roms/gbc

Emulator Buttons



GnuBoy

START	START	L + 0-9	Load State n (0-9)
SELECT	SELECT	S + 0-9	Save State n (0-9)
A	B	Q or 	Quit Game
B	X	ESC	Quit Emulator

Nintendo NES



SD Card Files & Directories

PND	/pandora/apps/gpfce.pnd
Appdata	/pandora/appdata/gpfce
ROMs	/pandora/appdata/gpfce/roms

Emulator Buttons



gpFCE

START	START
SELECT	SELECT
A	B
B	X
A Turbo	A
B Turbo	Y

L + 3	Load State
R + 3	Save State
R + START	Emulator Menu

gpFCE GP2X

0.4

Nintendo NES



SD Card Files & Directories

PND	/pandora/apps/gpfce-gp2x.pnd
Appdata	/pandora/appdata/gpfcegp2x
ROMs	/pandora/appdata/gpfcegp2x/roms

Emulator Buttons



gpFCE GP2X

START	START
SELECT	SELECT
A	B
B	X
A Turbo	A
B Turbo	Y

R + 1	Load State
L + 1	Save State
L + START	Emulator Menu

Nintendo Game Boy Advance



SD Card Files & Directories

PND	/pandora/apps/gpSP-pnd-0.9-2Xb-u7.pnd
Appdata	/pandora/appdata/gpsp
BIOS	/pandora/appdata/gpsp/gba_bios.bin
ROMs	/pandora/roms/gba

Emulator Buttons



gpSP

START	START	2	Load State
SELECT	SELECT	1	Save State
A	B	A	Show FPS
B	X	Y	Emulator Menu
L/R	L/R	SPACE	

Handy

0.5b

Atari Lynx



SD Card Files & Directories

PND	/pandora/apps/handy-0.5b.pnd
Appdata	/pandora/appdata/handy
BIOS	/pandora/appdata/handy/lynxboot.img
ROMs	/pandora/roms/lynx

Emulator Buttons



Handy

A	X
B	A
OPT 1	Y
OPT 2	B
PAUSE	START

SELECT	Emulator Menu
ESC	Quit Game / Emulator

HAtari

1.4.0

Atari ST



SD Card Files & Directories

PND	/pandora/apps/Hatari140c.pnd
Appdata	/pandora/appdata/hatari.skeezix
BIOS	/pandora/appdata/hatari.skeezix/tos.img
Games	/pandora/appdata/hatari.skeezix/disks

Emulator Buttons



START	Emulator Menu
SELECT	Toggle Fullscreen

HuGo

1.1.0

NEC PC Engine / TG-16



SD Card Files & Directories

PND	/pandora/apps/hugo-1.1.0.pnd
Appdata	/pandora/appdata/hugo
ROMs	/pandora/roms/pce

Emulator Buttons



HuGo

RUN	Y	L + Y	Load State
SELECT	A	L + X	Save State
I	B	L + A	Show FPS Rate
II	X	SELECT	Emulator Menu

MAME4ALL

2.5b7

Arcade



SD Card Files & Directories

PND	/pandora/apps/mame4all-beta7.pnd
Appdata	/pandora/appdata/mame4all
ROMs	/pandora/appdata/mame4all/roms *

*) use MAME 0.37b5 - 0.37b16 compatible ROMs

Emulator Buttons



MAME4ALL

COIN	SELECT	Tab	MAME Game Menu
START	START	F11	Show FPS Rate
1	B	Shift + F11	Show Profiler
2	X	P	Pause Game
3	A	ESC	Quit Game
4	Y	L + R	Quit Emulator
5	L	← →	Press OK to continue
6	R		

Mednafen NGP

Neo Geo Pocket Color



SD Card Files & Directories

PND	/pandora/apps/mednafen_r3.pnd
Appdata	/pandora/appdata/mednafen
ROMs	/pandora/roms/ngp

Emulator Buttons



Mednafen NGP

A	X or A
B	B or Y
OPTION	SELECT

F7	Load State
F5	Save State
0-9	Select State Slot 0-9
ESC	Quit Game / Emulator

Mednafen PCE

NEC PC Engine / TG-16 / CD



SD Card Files & Directories

PND	/pandora/apps/mednafen_r3.pnd
Appdata	/pandora/appdata/mednafen
CD BIOS	/pandora/appdata/mednafen/.mednafen/pce_bios/syscard3.pce
ROMs	/pandora/roms/pce
CDs	/pandora/roms/pcecd

Emulator Buttons



Mednafen PCE

RUN	START
SELECT	SELECT
I	B
II	X
I Turbo	Y
II Turbo	A

F7	Load State
F5	Save State
0-9	Select State Slot 0-9
ESC	Quit Game / Emulator

Mupen64plus

1.5.r20110615.2

Nintendo 64



SD Card Files & Directories


PND	/pandora/apps/mupen.pnd
Appdata	/pandora/appdata/mupen64plus-r1
ROMs	/pandora/roms/n64

Emulator Buttons



Mupen64plus

START	START
A	B
B	X
Z	L
R	R
← ↑ → ↓	Analog Stick 2

	Quit Game / Emulator
--	----------------------

Arcade



SD Card Files & Directories

PND	/pandora/apps/panmame.pnd
Appdata	/pandora/appdata/panmame
ROMs	/pandora/appdata/panmame/rom *

*) use MAME 0.106 compatible ROMs

Emulator Buttons



PanMAME

COIN	SELECT	SPACE	MAME Game Menu
START	START	Shift	Load State
1	A	Caps	Save State
2	X	P	Pause Game
3	B	F8 / F9	Change Frameskip
4	Y	F1	Display Help
5	L	ESC	Quit Game / Emulator
6	R	← →	Press OK to continue

PCSX ReARMed

r14

Sony Playstation



SD Card Files & Directories

PND	/pandora/apps/pcsx_rearmed_r14.pnd
Appdata	/pandora/appdata/pcsx_rearmed
BIOS	/pandora/appdata/pcsx_rearmed/bios/scph1001.bin *
CDs	/pandora/roms/psx

*) change setting in *Options* ▶ *[BIOS/Plugins]* ▶ *BIOS* ▶ *scph1001.bin*

Emulator Buttons



PCSX ReARMed

START	START
SELECT	SELECT
X	X
O	B
□	A
△	Y
L1 / R1	L / R
L2 / R2	Q / P

2	Load State
1	Save State
4	Toggle State Slot +
3	Toggle State Slot -
SPACE	Emulator Menu

PicoDrive

1.80.0.899

Sega Mega Drive / Genesis / CD / 32X



SD Card Files & Directories

PND	/pandora/apps/PicoDrive_180pxml.pnd
Appdata	/pandora/appdata/picodrive.notaz.1.80
CD BIOS	/pandora/appdata/picodrive.notaz.1.80/eu_mcd1_9210.bin /pandora/appdata/picodrive.notaz.1.80/jp_mcd1_9112.bin /pandora/appdata/picodrive.notaz.1.80/us_scd1_9210.bin
ROMs	/pandora/appdata/picodrive.notaz.1.80/roms
CDs	/pandora/appdata/picodrive.notaz.1.80/isos

Emulator Buttons



PicoDrive

START	START
A	A
B	X
C	B

R	Load state
L	Save State
SELECT	Emulator Menu

PocketSNES

6.5.0

Nintendo SNES



SD Card Files & Directories

PND	/pandora/apps/pocketsnes-fb.pnd
Appdata	/pandora/appdata/pocketsnes_hack
ROMs	/pandora/roms/snes

Emulator Buttons



PocketSNES

START	START
SELECT	SELECT
A	B
B	X
X	Y
Y	A
L/R	L/R

SPACE	Emulator Menu
-------	---------------

RACE

1.0b3

Neo Geo Pocket Color



SD Card Files & Directories

PND	/pandora/apps/RACE.pnd
Appdata	/pandora/appdata/race
ROMs	/pandora/roms/ngp

Emulator Buttons



RACE

A	X
B	B
OPTION	Y

SELECT + START

Quit Emulator

Snes9x4P

v20120226

Nintendo SNES



SD Card Files & Directories

PND	/pandora/apps/snes9x4p_20120226.pnd
Appdata	/pandora/appdata/snes9x.skeezix.alpha
ROMs	/pandora/roms/snes

Emulator Buttons



Snes9x4P

START	START
SELECT	SELECT
A	B
B	X
X	Y
Y	A
L/R	L/R

SPACE	Emulator Menu
Q	Quit Game
ESC	Quit Emulator

Temper

0.80

NEC PC Engine / TG-16 / CD



SD Card Files & Directories

PND	/pandora/apps/temper.pnd
Appdata	/pandora/appdata/Temper
CD BIOS	/pandora/appdata/Temper/syscards/syscard1.pce /pandora/appdata/Temper/syscards/syscard2.pce /pandora/appdata/Temper/syscards/syscard3.pce
ROMs	/pandora/roms/pce
CDs	/pandora/roms/pcecd

Emulator Buttons



Temper

RUN	START	Y	Emulator Menu
SELECT	SELECT		
I	B		
II	X		

UAE4ALL

v1.1.1.28

Commodore Amiga



SD Card Files & Directories

PND	/pandora/apps/UAE4ALLv1.1.1.28.pnd
Appdata	/pandora/appdata/uae4all
Kickstart 1.2	/pandora/appdata/uae4all/kickstarts/kick12.rom
Kickstart 1.3	/pandora/appdata/uae4all/kickstarts/kick13.rom
Kickstart 2.0	/pandora/appdata/uae4all/kickstarts/kick20.rom
- or -	/pandora/appdata/uae4all/kick.rom *
Games	/pandora/appdata/uae4all/roms

*) Kickstart 1.2, 1.3 or 2.0 can be used (512KB)

Emulator Buttons



SELECT	Emulator Menu
START	Toggle Stick / Mouse / Stylus Mode
L + R + D-Pad	Move Display

UAE4ALL Pandora Wiki

<http://pandorawiki.org/UAE4ALL>

VICE

Commodore C64



SD Card Files & Directories

PND	/pandora/apps/ViceX64.pnd
Appdata	/pandora/appdata/vicex64.pickle
Games	/pandora/appdata/vicex64.pickle/roms

Emulator Buttons



START

Emulator Menu

Quick Reference

Emulator	Menu	Quit Game	Quit Emu	Load	Save
Dega			ESC or	L + 0-9	R + 0-9
DOSBox		CTRL + F9	exit		
FBA		Q	2x START		
GnGeo	ESC or SPACE				
GnuBoy		Q or	ESC	L + 0-9	S + 0-9
gpFCE	R + START			L + 3	R + 3
gpFCE GP2X	L + START			R + 1	L + 1
gpSP	Y or SPACE			2	1
Handy	SELECT	ESC	ESC		
HAtari	START				
HuGo	SELECT			L + Y	L + X
MAME4ALL	Tab	ESC	L + R		
Mednafen NGP		ESC	ESC	F7	F5
Mednafen PCE		ESC	ESC	F7	F5
Mupen64plus					
PanMAME	SPACE	ESC	ESC	Shift	Caps
PCSX ReARMed	SPACE			2	1
PicoDrive	SELECT			R	L
PocketSNES	SPACE				
RACE		SELECT + START			
Snes9x4P	SPACE	Q	ESC		
Temper	Y				
UAE4ALL	SELECT				
VICE	START				